



BELLAGIO

COLLECTION



www.maxxmar.com

Innovative Opera Shades



Opera & Double Shades offer a Two Shade Design to achieve Supreme Light Control and Privacy



Cellular Shades



HONEYCOMB CONSTRUCTION: BEAUTY & FUNCTIONALITY

Cellular shades' unique honeycomb design elegantly complements any room décor and increases your home's overall energy efficiency.

SUPERIOR FEATURES

- Greater Home Energy Efficiency and Enhanced Light Control
- Cordless, Motorization & Smart Home Compatibility
- Wide Variety of Colours, Fabrics, Textures & Patterns
- Available as Cordless or with Day/Night feature
- Framed Skylight & Framed Specialty Shape applications available
- Provides UV Protection for Furnishings and Floors
- Low Maintenance and Durable
- Child & Pet Safe

BetterFIT™ Cellular Shades



TODAY'S MOST ATTRACTIVE INNOVATIVE SHADE

The unique design offered by BetterFIT™ features a shade that fits neatly into a stylish frame which, in turn, moves together with tilt and turn windows and doors when they are opened and closed, giving you the perfect combination of shade and ventilation.

SUPERIOR FEATURES

BetterFIT™ Cellular Shades offer the same great features as our standard cellular shades with the addition of:

- Reduced Light Gaps for Greater Privacy
- Quick & Easy Installation for Both Windows & Doors
- Available as Cordless, Day/Night or Top Down/Bottom Up
- Excellent Choice for Tilt & Turn Windows & Doors

Cellular Specialty Shades



Cellular Specialty Shape Shade



Cellular Specialty Shape Shades

CELLULAR SHADES: EASILY ADAPTABLE TO SPECIALTY SHAPES

Cellular shades are easily adaptable to specialty shaped windows and will enhance the natural beauty of these windows. Their unique honeycomb design elegantly complements any room décor.

SUPERIOR FEATURES

Cellular Framed Specialty Shades offer the same great features as our standard cellular shades with the addition of:

- Reduced Light Gaps for Greater Privacy
- Available only as a Fixed Shade (non-operable)
- Arches offered in either Horizontal or Fan orientation

Cellular Framed Skylight Shades



Cellular Framed Skylight Shades



Cellular Framed Skylight Shades

CELLULAR FRAMED SKYLIGHT SHADES

Framed Cellular Shades for Skylights are uniquely designed so that the shade can be operated on a slope in any orientation either manually or motorized. This versatility makes these shades an excellent choice not only for skylights, but also for other applications, including regular windows that require additional light-control.

SUPERIOR FEATURES

Cellular Framed Skylight Shades offer the same great features as our standard cellular shades with the addition of:

- Reduced Light Gaps for Greater Privacy
- Manually Operable using a handle or with optional extension pole
- Motorization Option

Roller Shades



Roller Shade - Square Cassette



Roller Shade - Grande-M Cassette

SLEEK MODERN COMPACT DESIGN

Roller shades are designed for a minimalist look that maximizes window space and complements any interior décor styles.

SUPERIOR FEATURES

- Greater Home Energy Efficiency and Enhanced Light Control
- Cordless, Motorization & Smart Home Compatibility
- Wide Variety of Colours, Fabrics, Textures & Patterns
- Available as an Opera or Double Shade
- Framed Specialty Shape applications available
- Provides UV Protection for Furnishings and Floors
- Low Maintenance and Durable
- Child & Pet Safe

Roller Shades with Framed Blackout System



ROLLER SHADES WITH FRAMED BLACKOUT SYSTEM

The Framed Blackout System features a shade that fits neatly into a stylish frame and that moves smoothly up and down within the frame while reducing light gaps when fully closed.

SUPERIOR FEATURES

Roller Shades with Framed Blackout System offer the same great features as our standard roller shades with the addition of:

- Reduced Light Gaps for Greater Privacy
- Quick & Easy Installation for Both Windows & Doors

Roller Specialty Shape Shades



ROLLER SHADES ADAPT BEAUTIFULLY TO SPECIALTY SHAPES

Arches, circles and other specialty shaped windows add drama and scale to any room. This aesthetic becomes even more prominent with the addition of modern yet elegant Framed Specialty Shape Roller Shades.

SUPERIOR FEATURES

- Customized to Fit most Circles, Arches and other Special Shape Windows
- Available only with Framed Fixed Shade (non-operable)
- Wide Variety of Colours, Fabrics, Textures & Patterns
- Provides UV Protection for Furnishings and Floors
- Low Maintenance and Durable
- Child & Pet Safe

BetterFIT™ Roller Shades



REDUCED LIGHT GAPS FOR GREATER PRIVACY

The unique design offered by BetterFIT™ features a shade that fits neatly into a stylish frame which, in turn, moves together with tilt and turn windows and doors when they are opened and closed, giving you the perfect combination of shade and ventilation.

SUPERIOR FEATURES

BetterFIT™ Roller Shades offer the same great features as our standard roller shades with the addition of:

- Reduced Light Gaps for Greater Privacy
- Quick & Easy Installation for Both Windows & Doors
- Excellent Choice for Tilt & Turn Windows & Doors

Dual Shades & Specialty Shapes



STYLISH AND MODERN

Featuring an alternating sheer and solid fabric, dual shades add a sleek, contemporary touch to any room elevating the overall décor and ambiance. Dual shades will accommodate specialty shape windows to further the beauty and drama that these windows bring to your décor.

SUPERIOR FEATURES

- Exceptional Home Energy Efficiency with Versatile Light Control
- Cordless, Motorization & Smart Home Compatibility
- Wide Variety of Colours, Fabrics, Textures & Patterns
- Available as an Opera or Double Shade
- Framed Specialty Shades available as Fixed or Operable
- Low Maintenance and Durable
- Child & Pet Safe

BetterFIT™ Dual Shades



REDUCED LIGHT GAPS FOR GREATER PRIVACY

The unique design offered by BetterFIT™ features a shade that fits neatly into a stylish frame which, in turn, moves together with tilt and turn windows and doors when they are opened and closed, giving you the perfect combination of shade and ventilation.

SUPERIOR FEATURES

BetterFIT™ Dual Shades offer the same great features as our standard Dual Shades with the addition of:

- Reduced Light Gaps for Greater Privacy
- Exceptional Home Energy Efficiency
- Excellent Choice for Tilt & Turn Windows & Doors

Sunset Shades



Perfect (Opera) Sunset Shades



Sunset Shade

TIMELESS SOPHISTICATION

Sunset Shades feature soft, horizontal vanes suspended between two layers of sheer fabric offering a unique blend of light control, privacy and serenity.

SUPERIOR FEATURES

- Exceptional Home Energy Efficiency with Versatile Light Control
- Cordless, Motorization & Smart Home Compatibility
- Wide Variety of Colours, Fabrics, Textures & Patterns
- Available as an Opera or Double Shade
- Low Maintenance and Durable
- Child & Pet Safe

Sunset Specialty Shape Shades



Sunset Specialty Shape Shade



Sunset Specialty Shape Shades

SOFT INVITING AMBIANCE

Sunset Shades feature a sheer fabric that softly diffuses natural light creating a warm and inviting atmosphere while reducing glare. When applied to specialty shaped windows, Sunset Specialty Shades transform the room from simply dramatic to extraordinary.

SUPERIOR FEATURES

Sunset Specialty Shades offer the same great features as our standard Sunset Shades with the addition of:

- Custom Fit Most for Circles, Arches and other Special Shape Windows
- Framed Specialty Shades available as Fixed or Operable

Roman Shades - Flat



CLASSIC AND ELEGANT

Roman shades add a touch of elegance and style to any room making them a versatile choice for both modern or traditional décors. The fabric folds create a soft and tailored look, adding texture and depth to your windows. Available in the more contemporary Flat or Hobbled.

SUPERIOR FEATURES

- Exceptional Home Energy Efficiency
- Light Filtering Fabric Options
- Motorization & Smart Home Compatibility
- Wide Variety of Colours, Fabrics, Textures & Patterns
- Low Maintenance and Durable
- Child & Pet Safe

Roman Shades - Hobbled



Eleganza Sheer



MAGICAL COMBINATION OF SHEERS WITH VERTICAL BLINDS

By combining the elegance of sheer fabric with the functionality of vertical blinds, the Eleganza Sheer offers a soft sophisticated appearance to large windows and sliding glass doors. The sheer fabric gently diffuses sunlight creating a soft, diffused light that brightens the room without harsh glare. The vertical vanes offer you greater light and privacy control.

SUPERIOR FEATURES

- Soft Light Diffusion with Greater Light Control and Privacy
- Greater Home Energy Efficiency
- Wide Variety of Colours, Fabrics and Textures
- Available as an Opera
- Wand Control for Family Safety and Seamless Operation
- Child & Pet Safe

Opera Eleganza Sheer has a Unique Two Shade Design that offers Supreme Light Control and Privacy



Dream Shade



VERSATILE CLASSIC SHEER WITH MOTORIZATION OPTION

The Dream Shade combines a sheer shade with a vertical blind. The sheer fabric gently diffuses sunlight creating a diffused light that brightens the room without harsh glare, while the vertical vanes offer you greater light and privacy control.

Its unique design features individual sheer wrapped vanes that stay separated from one another. This versatile feature allows you to pull them apart and walk straight through. The Dream Shade is also available with motorization.

Classic sheers for any décor



SUPERIOR FEATURES

- Individual Sheer Wrapped Vanes for Greater Versatility
- Soft Light Diffusion with Greater Light Control and Privacy
- Manual Wand Control or Motorization Option
- Seamless Operation
- Child & Pet Safe

2" Wood Horizontal Blinds



AFFORDABLE AND TIMELESS

2" Wood and Faux Wood Horizontal Blinds are affordable, classic and timeless and will complement a variety of interior styles from traditional to contemporary.

SUPERIOR FEATURES

- Enhanced Home Energy Efficiency
- Greater Privacy & Light Control
- Cordless, Motorization & Smart Home Compatibility
- Variety of Finishes including Natural Wood Stains for the Wood blinds
- Wide range of colours to match any décor style for Faux Wood Blinds
- Low Maintenance and Durable
- Child & Pet Safe

2" Faux Wood Horizontal Blinds



Panel Track Systems



MODERN, SLEEK AND MULTIFUNCTIONAL

Panel Tracks are designed to glide smoothly along a track providing a modern clean look that is an ideal solution for large windows, sliding glass doors, patio doors and even room dividers.

SUPERIOR FEATURES

- Smooth Gliding Mechanism for Ease of Use
- Greater Home Energy Efficiency & Enhanced Light Control
- Wide Variety of Colours, Fabrics, Textures & Patterns
- Provides UV Protection for Furnishings and Floors
- Wand Control for Family Safety
- Low Maintenance and Durable
- Child & Pet Safe

Vertical Blinds



CLASSIC, AFFORDABLE AND PRACTICAL

PVC Vertical Blinds are an economical window treatment choice that feature slats in various widths and offers great coverage and value for large windows and sliding glass doors without sacrificing style.

SUPERIOR FEATURES

- Affordable, Practical and Ideal for High Humidity Areas
- Greater Home Energy Efficiency & Enhanced Light Control
- Wide Variety of Colours, Fabrics, Textures & Patterns
- Provides UV Protection for Furnishings and Floors
- Wand Control for Family Safety
- Low Maintenance and Durable
- Child & Pet Safe

Innovative Shutters



Shutters are offered in Polysilk and Wood with Tilt-Bar Controls & Optional Gear System



Castille™ Polysilk Shutters



Castille™ Polysilk Shutters (standard Tilt-Bar System)



Castille™ Polysilk Shutters - Bypass (optional Gear System)

SUPERIOR CRAFTSMANSHIP WITH VERSATILE DESIGN OPTIONS

Castille™ Polysilk Shutters can be custom-sized to fit most window, door and specialty shape applications providing superior functionality and enhanced aesthetics for any room. Being moisture resistant, Castille™ Polysilk Shutters are an excellent choice for high humidity rooms such as kitchens and bathrooms.

Castille™ Polysilk Shutters' are crafted for unmatched durability and security with premium features that include a 3-leaf hinge that keeps the shutter securely in place. Castille™ Polysilk Shutters are backed by a **25 Year Limited Warranty**.

Great for Windows & Doors



Castille™ Polysilk Shutters - French Doors (standard Tilt-Bar System)



Castille™ Polysilk Shutters - Bi-fold (optional Gear System)

SUPERIOR FEATURES

- **100% Canadian Made**
- Enhanced Home Energy Efficiency for your home
- Precise Light & Privacy Control
- Available in 2 1/2", 3 1/2" and 4 1/2" Louver Sizes
- Variety of Colours & Finishes
- Classic Tilt-Bar or Hidden (Rear-Mini) Tilt System
- Optional Gear System available
- Provides UV Protection for Furnishings and Floors
- Low Maintenance & Durable
- Child & Pet Safe

Canyon™ Wood Shutters



TIMELESS ELEGANCE OF NATURAL WOOD

Enhance the overall aesthetic and look of your home with the natural beauty and rich texture of wood shutters. Canyon™ and Provence wood shutters are an excellent choice for most door, window and specialty shape applications. These beautifully crafted shutters will add a timeless and elegant touch to any room.

Meticulously crafted for unmatched durability and security, Canyon™ and Provence wood shutters feature a 3-leaf hinge that keeps the shutter securely in place. Canyon™ and Provence wood shutters are backed by a **25 Year Limited Warranty.**

Provence Hardwood Shutters



SUPERIOR FEATURES

- **100% Canadian Made**
- Enhanced Energy Efficiency for your home
- Precise Light & Privacy Control
- Available in 2 1/2", 3 1/2" and 4 1/2" Louver Sizes
- Variety of Colours & Finishes
- Classic Tilt-Bar or Hidden (Rear-Mini) Tilt System
- Provides UV Protection for Furnishings and Floors
- Eco-Friendly, Low Maintenance and Durable
- Child & Pet Safe

Shutter Specialty Shapes



SUPREME PERFORMANCE SPECIALTY SHAPES (PATENTED)

Combi Specialty Shapes and Arches shown above and to the right feature extra-large shutters (over 10 ft in height) with fully operable panels and rotating louvers. These louvers are expertly crafted to follow the contour of the window opening giving the shutter a seamlessly integrating look.

A truly innovative shutter product by Maxxmar Window Fashions™ who are the industry's Leaders in Quality and Innovation.

SUPERIOR FEATURES

Supreme Performance Specialty Shapes offer the same superior features as our polysilk and wood shutters with the addition of:

- Fully Operable Panels & Rotating Louvers
- Curved Louvers that precisely follow the contours of the window opening

Quality and Innovation



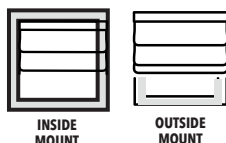
The Maxxmar™ Art Gallery of Ontario Project

World-renowned
Frank Gehry Team
chooses **Maxxmar™**
to provide Custom Designed
& Innovative Shutters for the
Art Gallery of Ontario Project.

Measuring Guide

Measuring Tips

- Decide on which Mount Type you want: Inside Mount or Outside Mount.
- Use a standard Metal Tape Measure.
- Round Down to the Nearest 1/8" for Width.
- Write Down Your Measurements.



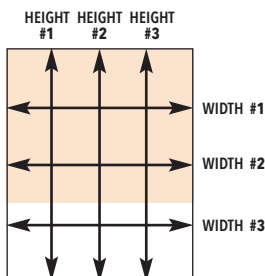
Inside Mount

Width

- Measure the inside edge of the window in 3 places (top, middle and bottom) taking the exact width left to right.
- Of the three measurements, take the **smallest size** and write that measurement on your order.

Height

- Measure the inside edge of the window in 3 places (left, middle and right) taking the exact height top to bottom.
- **For Blinds & Shades:** of the three measurements, take the **largest size** and write that measurement on your order.
- **For Shutters and BetterFIT™ Shades:** take the **smallest size** on the height.



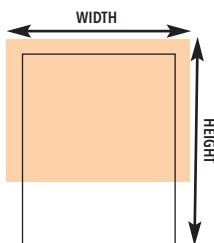
NOTES

- Maxxmar™ will make necessary deductions to fit the window opening.

Outside Mount

Width

- Measure the outer edge of the left hand window moulding to the outer edge of the right hand window moulding.
- Add extra inches for coverage on each side of the window to minimize light gaps and for additional privacy.



Height

- Measure the top edge of the window moulding to the bottom edge of the window moulding.
- To accommodate for hardware height, add extra inches to the overall shade height ensuring proper coverage for the installation.



NOTES


- Determine whether you want to install the shade **on top** of the window moulding or **directly onto** the window moulding.
- In either case, ensure that you have approximately 2 1/2" of clearance and that you have a flat surface on to which to install the product.

Product & Child Safety


Child-Safe Lift Systems

- Safeguard Plus (Tensioner or Magnetic)
- DecoraSafe™ - Concealed Chain System
- Genius - Pump Action System (Patent Pending)
- Maxx-Lift (Cordless)
- Motorization

All products come with an official warning label:

**WARNING STRANGULATION HAZARD**

YOUNG CHILDREN CAN BE STRANGLED BY CORDS.
IMMEDIATELY REMOVE THIS PRODUCT IF A CORD
LONGER THAN 22 CM OR A LOOP EXCEEDING
44 CM AROUND BECOMES ACCESSIBLE.

**MISE EN GARDE RISQUE D'ÉTRANGLEMENT**

LES ENFANTS EN BAS ÂGE PEUVENT S'ÉTRANGLER AVEC DES
CORDES. ENLEVEZ IMMÉDIATEMENT CE PRODUIT SI UNE CORDE
MESURANT PLUS DE 22 CM DEVIENT ACCESSIBLE OU SI LE CONTOUR
D'UNE BOUCLE DE PLUS DE 44 CM DEVIENT ACCESSIBLE.



www.maxxmar.com



BELLAGIO

COLLECTION

SHADES & BLINDS



Perfect (Opera) Sunset Shade



2" Faux Wood Horizontal Blinds

SHUTTERS



Castille™
Polysilk Shutters



Canyon™
Wood Shutter

SPECIALTY SHAPES & SKYLIGHTS



Roller Specialty
Shape Shades



Cellular Framed
Skylight Shades



www.maxxmar.com