



Wash care

Vadain works with high quality fabrics only. Which means most of the fabrics are suitable for washing.

While our fabrics are washable, it's always recommended that the best care for Draperies and Roman Shades is regular vacuuming with a low-suction, soft brush attachment.

The symbols used to indicate the washing instructions of the fabrics are internationally known.

The care instructions used on the fabric labels in the Vadain collection books are all based on degrees celcius. The following table can be used to convert Celcius to Fahrenheit:

*Celsius	95°C	60°C	40°C	40°C
*Fahrenheit	203°F	140°F	104°F	86°F

Care instructions Blackout coated fabrics

Vadain does not recommend washing the Vadain coated fabrics and we therefore point out that washing the Vadain coated fabrics is at your own risk. For care instructions per fabric, we would like to refer to the fabric information labels on the back of the swatches in the books.

Dry cleaning

Only professional dry cleaners should be used to prevent damage to the fabric.

The following steps can be followed to reduce the risk of damaging the blackout coating:

1. Loosen header tape cords and flatten and remove all pins / plastic clips.
2. Measure the curtains prior to washing and pass this on to the cleaner.
3. Run underweight loads / do not over-load cleaning machines.
4. Short run with no added moisture. (White spirit - 10 mins / perchloroethylene - 5 mins / Fluorocarbon - 5 mins).
5. Straighten and hang to dry immediately avoiding coating to coating contact.

Wash care

Regular brushing or careful vacuuming can enhance the look of a blackout fabric and remove any dust. This is highly recommended instead of washing / dry cleaning.

If you feel washing is absolutely required the below steps are recommended:

1. Loosen header tape cords, flattening the fabric and remove any pins / plastic clips.
2. Follow the care instructions (basic guide-line can be found at the bottom of this page). Iron non-coated side only.
3. Use a large capacity drum and do not overload.
4. Use mild liquid detergent ensuring no bleaching chemicals are present in the product.
5. After washing remove the curtain immediately and shake the curtains to remove any excess water - do not squeeze or twist the fabric.
6. Hang curtains to dry if possible hung full length or on a padded line with face sides together to reduce bruising.

Other things you need to know about blackout coated fabrics:**Cold cracking**

When a fabric is exposed to very cold temperatures (below 0 degrees Celsius) and then bent or folded it can cause the coating to crack.

Pin holes

A transfer of light which cannot be seen unless a bright light is shone through the curtain. These can be caused by the flock creating a tunnel of light through to the face of the curtain. These are rare but inherent to this type of fabric. They do not increase in size or frequency without physical or mechanical damage.

















Edmund Bell provide a blackout solution which can be painted onto the coating to cover any pinholes.

Creases / waving

If there are any obvious creases or waving of the fabric, cool iron the fabric on the non-coated side prior to using.

Guide to fabric care symbols

While our fabrics are washable, it's always recommended that the best care for roman shades and draperies is regular vacuuming with a low-suction, soft brush attachment

Care symbol	Written Care Instructions	What Care Symbol and Instructions Mean
	Machine Wash, Normal	Garment may be laundered through the use of hottest available water, detergent or soap, agitation, and a machine designed for this purpose.
	Machine Wash, Cold	Initial water temperature should not exceed 30°C or 65°F to 85°F.
	Machine Wash, Warm	Initial water temperature should not exceed 50°C or 120°F.
	Machine Wash, Gentle or Delicate	Garment may be machine laundered only on the setting designed for gentle agitation and/or reduced time for delicate items. Note: System of dots indicating temperature range is the same for all wash procedures.
	Non-Chlorine Bleach When Needed	Only a non-chlorine, color-safe bleach may be used in the laundering process. Chlorine bleach may not be used.
	Do Not Bleach	No bleach product may be used. The garment is not colorfast or structurally able to withstand any bleach.
	Iron, Low	Regular ironing, steam or dry, may be performed at Low setting (110°C, 230°F).
	Iron, Medium	Regular ironing, steam or dry, may be performed at Medium setting (150°C, 300°F).
	Iron, High	Regular ironing, steam or dry, may be performed at High setting (200°C, 290°F).
	Do Not Steam	Steam ironing will harm garment, but regular dry ironing at indicated temperature setting is acceptable.
	Do Not Iron	Item may not be smoothed or finished with an iron.
	Dryclean, Any Solvent Except Trichloroethylene	And dry cleaning solvent other than trichloroethylene may be safely used.
	Do Not Dryclean	Garment may not be commercially drycleaned.
	Tumble Dry, Normal, Low Heat	A machine dryer may be regularly used at a maximum of Low Heat setting.
	Do Not Tumble Dry	A machine dryer may not be used. Usually accompanied by an alternate drying method symbol.
	At all times	Do not wring any drape or roman shade when wet.